

The characteristics of 2009-2010 graduating class are very similar to those of the class of 2008-2009 with a few differences highlighted below.

During the 2009-2010 academic year, USI awarded bachelor's degrees to 1,297 students - 32 more than the class of 2008-2009.

- 858 entered as new freshmen (66%)
- 402 transferred from other institutions (31%)
- 37 started as non-degree seeking students (3%)
- 12 enrolled at USI prior to 1985 (entering status unknown)

CLASS OF 2009-2010: NEW FRESHMEN

Of the class of 2009-2010, 66% began their academic careers at USI as new freshmen, the same percentage as the 2008-2009 class.

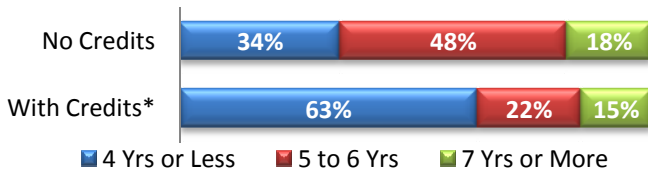
SAT / ACT Test Scores and High School GPA

Class of 2009-2010 members who started as new freshmen and graduated from USI in four years or less were typically better prepared academically, with higher SAT or ACT test scores and high school GPA, than those who took longer to complete their degrees.

Graduated from USI in...	SAT Verbal	SAT Math	ACT Composite	HS GPA
4 Yrs or Less	511	532	23	3.50
5-6 Yrs	484	489	21	3.07
7 Yrs or More	474	471	19	2.46

Entering with High School or Other Credit

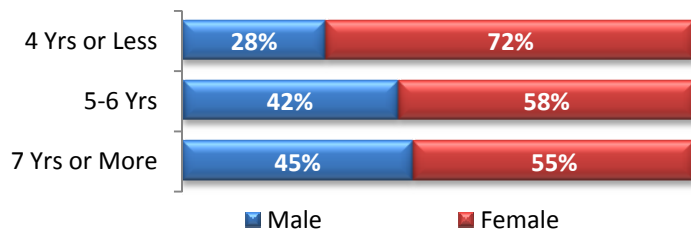
Credit earned in high school, such as AP credit, or by testing out of certain subjects through departmental exams, decreased the time to degree. Among the new freshmen of the 2009-2010 graduating class, 63% who had such credits graduated within 4 years, an increase of 19 percent from the class of 2008-2009.



*AP, CLEP, CAP, Military, departmental exam, or other credit

Gender Differences in Time to Degree Completion

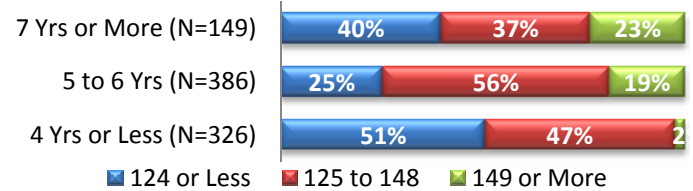
Females in the 2009-2010 graduating class who began their careers at USI as new freshmen were *again* significantly more likely to graduate on time compared to their male counterparts.



Time to Degree and Number of Credit Hours Earned

Among 2009-2010 graduates, 38% graduated within 4 years; 45% took 5-6 years; and the remaining 17% finished their degree requirements in 7 years or more. The minimum number of credit hours required for a bachelor's degree at USI is 124.

Comparable to the class of 2008-2009, of students who graduated in 5-6 years, 75% earned more than the 124 required credit hours for graduation, while 40% of the students who took 7 or more years to graduate completed only the minimum number of credit hours required for graduation.



CLASS OF 2009-2010: TRANSFER STUDENTS

As in 2008-2009, 31% of the 2009-2010 graduating class was transfer students. The vast majority of transfer students continue to come from Ivy Tech-Evansville or Vincennes University. Notably, there was a 28% increase in transfers from Vincennes University this year compared to 2008-2009.

In terms of credit hours, the percentage of transfer hours from Purdue University increased 53%, from 671 to 1,025, while there was a 41% decrease in the number of transfer hours from University of Evansville among the 2009-2010 graduates compared to 2008-2009.

Top 3 Two-Year Institutions		
	# of Transfers	Median # of Credit Hours Transferred
Ivy Tech - Evansville	213	9
Vincennes University	206	12
Frontier Community College (IL)	34	15
Top 3 Four-Year Institutions		
	# of Transfers	Median # of Credit Hours Transferred
IU Bloomington	78	21
University of Evansville	50	12
Oakland City University	32	7

Time to Degree Completion for Transfer Students

Of the 402 transfer students, 44% (179) entered USI with 63 or more transfer credit hours, the minimum requirement for junior status at USI. Of those 179 students, 27% graduated within two years, which is five percentage points higher than the class of 2008-2009.

